



GRAND RIVER | SOLUTIONS

Introduction to Fair, Thorough, and Trauma Informed Sexual Violence Investigations

Chantelle Cleary Botticelli
February 2022

Meet Your Facilitator



Chantelle Cleary Botticelli, J.D.

Director of Strategic Partnerships
and Client Relations



Chantelle Cleary Botticelli is a nationally-recognized subject-matter expert in Title IX and related fields. She has more than 15 years of experience in the investigation and adjudication of sexual and interpersonal violence. She lectures extensively at universities and conferences throughout the U.S. on Title IX, VAWA, harassment, and implementation of best and emerging practices. Prior to joining Grand River Solutions, Chantelle served as the Director for Institutional Equity and Title IX at Cornell University, and before that as the Assistant Vice President for Equity and Compliance and Title IX Coordinator at the University at Albany. In these roles, she provided direct, hands-on experience in the fields of Title IX, civil rights, employment law, and workplace and academic investigations. Her responsibilities included focusing on diversity efforts, sexual assault prevention and training, affirmative action, and protecting minors on campus.






Vision

We exist to help create safe and equitable work and educational environments.



Mission

Bring systemic change to how school districts and institutions of higher education address their Clery Act & Title IX obligations.



Core Values

- ❖ Responsive Partnership
- ❖ Innovation
- ❖ Accountability
- ❖ Transformation
- ❖ Integrity

Agenda

01

Title IX's Requirements

02

Developing an Investigative Strategy


03

Investigative Interviews

04

Evidence Collection and Assessment

GRAND RIVER SOLUTIONS





Title IX's Requirements

01


GRAND RIVER SOLUTIONS




Procedural Requirements for Investigations




Notice TO BOTH PARTIES



Equal opportunity to present evidence



An advisor of choice



Written notification of meetings, etc., and sufficient time to prepare



Opportunity to review ALL evidence, and 10 days to submit a written response to the evidence prior to completion of the report



Report summarizing relevant evidence and 10 day review of report prior to hearing



GRAND RIVER SOLUTIONS

Notice Requirements

Notice of the allegations, including sufficient details known at the time and with sufficient time to prepare a response before any initial interview. Sufficient details include:

the identities of the parties involved in the incident, if known,

the conduct allegedly constituting sexual harassment under § 106.30,

and the date and location of the alleged incident, if known.

The written notice must include a statement that the respondent is presumed not responsible for the alleged conduct and that a determination regarding responsibility is made at the conclusion of the grievance process.

The written notice must inform the parties that they may have an advisor of their choice, who may be, but is not required to be, an attorney, under paragraph (b)(5)(iv) of this section, and may inspect and review evidence under paragraph (b)(5)(vi) of this section.

The written notice must inform the parties of any provision in the recipient's code of conduct that prohibits knowingly making false statements or knowingly submitting false information during the grievance process



Advisor of Choice During the Investigation

The advisor can be anyone, including an attorney or a witness.

Institutions cannot place restrictions on who can serve.

Institutions can create rules and guidelines for participation in the investigation

No specific training required.



Written Notification of Meetings and Sufficient Time to Prepare






Equal Opportunity to Present Evidence

GRAND RIVER SOLUTIONS

Evidence Review

Parties must have equal opportunity to inspect and review evidence obtained as part of the investigation that is directly related to the allegations raised in a formal complaint.

10 days to provide a written response.



Investigative Report and Review

After reviewing and considering the comments on the evidence, the investigator will generate a report that summarizes the relevant evidence.

That report will be shared with the parties and the parties will have another opportunity to respond in writing.

The hearing must occur at least 10 days after the release of the final report.

GRAND RIVER SOLUTIONS



Procedural Requirements for Hearings

Must be live, but can be conducted remotely.

You may not compel participation.

Standard of proof used may be preponderance of the evidence or clear and convincing; standard must be the same for student and employee matters.

Cross examination must be permitted and must be conducted by advisor of choice or provided by the institution.

Decision Maker determines relevancy of questions and evidence offered.

Written decision must be issued that includes finding and sanction.

A 3D rendering of a puzzle. The background is a dark blue gradient. In the foreground, there are several puzzle pieces. Most are light blue and white, but one piece is a vibrant red. The red piece is slightly raised and stands out from the others. The puzzle pieces are arranged in a way that suggests a larger picture is being assembled. The text "GRAND RIVER SOLUTIONS" is faintly visible across the puzzle pieces.

—

“Directly
Related” and
“Relevant
Evidence”

GRAND RIVER SOLUTIONS

Directly Related Evidence

Regulations do not define “Directly Related” Evidence.

Preamble states it should be interpreted using its plain and ordinary meaning.

Term is broader than:

- “all relevant evidence” as otherwise used in Title IX regulations, and
- “any information that will be used during informal and formal disciplinary meetings and hearings” as used in Clery Act

Includes evidence upon which the school does not intend to rely in reaching a determination regarding responsibility and inculpatory or exculpatory evidence whether obtained from a party or other source.

“Relevant” Evidence

The Department declines to define “relevant”, indicating that term “should be interpreted using [its] plain and ordinary meaning.”

See, e.g., Federal Rule of Evidence 401
Test for Relevant Evidence:

“Evidence is relevant if:

- (a) it has any tendency to make a fact more or less probable than it would be without the evidence; and
- (b) the fact is of consequence in determining the action.”

Evidence That is Not “Relevant”

“Questions and evidence about the complainant’s sexual predisposition or prior sexual behavior are not relevant,

- unless such questions and evidence about the complainant’s prior sexual behavior are offered to prove that someone other than the respondent committed the conduct alleged by the complainant, or
- if the questions and evidence concern specific incidents of the complainant’s prior sexual behavior with respect to the respondent and are offered to prove consent.”

“require, allow, rely upon, or otherwise use questions or evidence that constitute, or seek disclosure of, information protected under a legally recognized privilege, unless the person holding such privilege has waived the privilege.”

Physical and mental health records and attorney-client privileged communications would fit within scope of this prohibition.

Who Decides?

Department emphasizes repeatedly in Preamble that investigators have discretion to determine relevance.

- Subject to parties' right to argue upon review of "directly related" evidence that certain information not included in investigative report is relevant and should be given more weight.

Investigators will have to balance discretionary decisions not to summarize certain evidence in report against:

- Each party's right to argue their case, and
- Fact that decisions regarding responsibility will be made at hearing, not investigation stage.

The Investigator



Can be the Title IX Coordinator, although that is disfavored.

Must be trained in accordance with the requirements in the regulations.

Must conduct the investigation in an impartial manner, avoiding bias/pre-judgment, and conflicts of interest.

—

The Requirement of Impartiality

GRAND RIVER SOLUTIONS



Section 106.45(b)(1)(iii)

The grievance process must require that any individual designated by the recipient as Title IX Coordinator, investigator, decision maker, or facilitator of informal resolution not to have a conflict of interest or bias

1. For or against complainants or respondents generally, or
2. An individual complainant or respondent

Impermissible Bias

Making a decision, determination, or finding that is based on something other than the evidence and specific facts of the case.

GRAND RIVER SOLUTIONS


ST

What Constitutes Bias?

Conduct a fact-specific, objective inquiry based in common sense to determine bias.

Includes:

- Decision-making that is grounded in stereotypes
- Different treatment based on a person's sex or other protected characteristic
- A decision based on something other than the facts





Conflict of Interest



A black silhouette of a person's head and hand in profile, facing right. The person's hand is raised to their chin, with the index finger pointing upwards, suggesting a state of deep thought or listening.

Avoiding Prejudgment of the Facts

Requires that the Title IX professional refrain from making a judgement on individual facts, the allegations, or whether a policy violation occurred until they have had the opportunity to consider all of the evidence.

An Impartial Investigation is...

Not influenced by bias or conflict of interest.

Committed to decisions based on an objective view of the facts and evidence as you know them and as they evolve.

Truth seeking, not "your truth" confirming.

Trauma Informed Practices

In the preamble, the Department permits the use of trauma informed practices and recognizes that trauma informed practices can be used in an impartial and non-biased manner.

Trauma informed practices must be applied equally to all genders.



Developing an Investigative Strategy

GRAND RIVER SOLUTIONS



02



Essential Steps of an Investigation



Notice of Formal Investigation



Initial Interviews



Evidence Collection



Evidence Review



Additional Evidence Collection/Follow Up Interviews



Report Writing

GRAND RIVER SOLUTIONS



Understand the Scope of the Investigation

Review the formal complaint

Ask questions if unsure

GRAND RIVER SOLUTIONS

Identify the Claims and What Needs to be Proven

- What will the decision maker be asked to decide?
- What does the formal complaint allege?
- What are the elements of each act of prohibited conduct alleged?

Rape. The penetration, no matter how slight, of the vagina or anus, with any body part or object, or oral penetration by a sex organ of another person, without the consent of the victim.

1. Did Respondent penetrate Complainant's vagina or anus?
2. Without Complainant's affirmative consent?
 1. What is the ground for lack of consent
 1. Did respondent fail to seek and obtain Complainant's affirmative consent?
 2. Did Respondent force Complainant?
 3. Did Respondent coerce Complainant?
 4. Was Complainant incapacitated and therefore incapable of consent?

Stalking. Engaging in a course of conduct directed at a specific person that would cause a reasonable person to:
Fear for the person's safety or the safety of others; or
Suffer substantial emotional distress.

1. Did Respondent engage in a course of conduct?
2. Was that course of conduct directed at Complainant?
3. Would Respondent's conduct cause a reasonable person to either
 1. Fear for their safety or the safety of others, or
 2. Suffer substantial emotional distress

The Process

Developing an Investigative Strategy



Investigation Timeline

Prior History

- Between the Parties
- Of the Parties

Incident


- Consent
- Type of Contact
- Injuries

Pre-Incident

- Communications
- Interactions
- Conduct

Post Incident

- Behaviors
- Communications





The Importance of Organization


GRAND RIVER SOLUTIONS



Investigative Interviews

05

GRAND RIVER SOLUTIONS



Interview Objectives

Connect

- Build rapport
- Build trust
- Empower

Listen

Allow interviewee to share their experience

Clarify

- Understand what you have heard
- Seek additional information

Evidence Preservation

- Text Messages
- Photographs
- Names and contact info for witnesses

GRAND RIVER SOLUTIONS





Prior to the Interview

GRAND RIVER SOLUTIONS



Secure an appropriate meeting location



Allow for enough time to conclude the meeting



If interviewing a party, inform them of their right to have an advisor present.



Prepare for the meeting

Areas of focus?

Other evidence?

Go back review what you have



Provide Written Notice of the Meeting

Advise the parties/witnesses that you will be collecting evidence

Set Expectations

What they should expect of you

- That you are neutral
- That you will listen, what they are saying is important to you
- That you will keep the information they share private
- What you will do with recording/notes
- That you may have to ask difficult questions
- Patience, respect, and appreciation
- This will not be their only opportunity to speak with you

What you expect of them

- Honesty
- That they will seek clarity if needed (give them permission to do so)
- That they won't guess or fill in blanks



How do we...

Build Rapport
and Trust?

Empower?



Investigative Interviews



Start the interview by eliciting a narrative...

Where would you like to begin?

Start where you are comfortable and share what you are able to remember.

Allow the person to speak uninterrupted. This takes patience.

What are you able to tell me about your experience?



Next, ask questions that are intended to clarify and more deeply explore the information and details provided by the person in their narrative.

Do Ask:

- Interview for clarification
- Help me understand
- Can you tell me more about...?
- Is there anything else you can share about...?

Avoid:

- Interrogation
- Questions that blame
- Questions that imply doubt
- Leading questions



Capture the Entire Experience

- Ask about the physical and emotional reactions to the incident.
- Conclude with very open-ended questions:
 - What was the most difficult part of this experience for you?
 - Is there something that stands out/that you just can't stop thinking about?
 - Is there anything more that you would like me to know?

The Before

At some point during the interview, it is also important to explore the prior history, if any, between the complainant and the respondent.

And The After

It is also important to explore the events following the incident. Oftentimes, the best evidence is produced after the incident.

- The parties' psychological reactions
- Changes in behavior
- Witnesses to the psychological reaction
 - "Has anyone expressed concern about you since the assault?"
- Communication/contact between the complainant and respondent



Throughout the Interview

GRAND RIVER SOLUTIONS

Explain your questions,
especially the difficult ones.

How much did you drink? What they
hear: this is your fault because you were
drinking.

Do not ask leading questions.

Watch your tone.

Do not rush.

LISTEN!!!!!!!!!!

Pay attention to and document information that might lead to
additional evidence.

Document questions asked. Especially when a response is not
provided.



At the Conclusion of the Interview



Discuss submission of evidence.



Explain statement review process.



Explain next steps in the process.



Keep the lines of communication open.



Review available support and prohibition against retaliation.



After the Interview: Actions

Memorialize the Interview in writing.

Notes
Summary
Transcript

Provide opportunity for the party or witness to review it.

Provide opportunity for party or witness to provide a response.

Incorporate the response.

GRAND RIVER SOLUTIONS

After the Interview: Reflection

Reflect.

Is there something you missed or forgot to ask?

Do you need clarity on any of the information shared?

Has this interview revealed additional evidence that you want to explore or collect?

Has evidence of additional policy violations been shared?

Follow Up Interviews

Seek clarification

Explore inconsistencies

Explore contradictory evidence

Explore difficult issues

Opportunity to respond

Follow Up Interview Approach

1

Explain the purpose of the follow up.

2

Set the stage for the topics you will be covering.

3

Do not avoid asking the hard questions.

The “Hard” Questions

Details about the
sexual
contact/language

Seemingly
inconsistent
behaviors

Inconsistent
evidence/information

What they were
wearing

Alcohol or drug
consumption

Probing into reports
of lack of memory

How to Ask the Hard Questions

Lay a foundation for the questions.

- Explain why you are asking it
- Share the evidence that you are asking about, or that you are seeking a response to

Be deliberate and mindful in your questions:

- Can you tell me what you were thinking when....
- Help me understand what you were feeling when...
- Are you able to tell me more about...



Evidence Collection and Assessment

GRAND RIVER SOLUTIONS



01

Evidence

“Something (including testimony, documents, tangible objects) that tends to prove or disprove the existence of an alleged fact; anything presented to the senses and offered to prove the existence or non-existence of a fact.”

Black’s Law Dictionary

Evidence

Testimony

Text Messages

Social Media
Posts and
messages

Emails

Surveillance

Videos

Photographs

Police Body
Camera
Footage

Swipe Records

Medical
Records

Phone Records

Audio
Recordings




Evidence Collection



Identify the items of evidence that you would like to obtain.



Develop an intentional strategy for obtaining that evidence.



Overcome barriers to evidence collection.



Considerations about collecting certain types of evidence.

GRAND RIVER SOLUTIONS

A Thorough Investigation

is more than evidence collection

GRAND RIVER SOLUTIONS



Evaluating the Evidence

Is it relevant?

Evidence is relevant if it has a tendency to make a material fact more or less likely to be true.



Is it authentic?

Is the item what it purports to be?



Is it credible/reliable?


Is the evidence worthy of belief?




What weight, if any, should it be given?

Weight is determined by the finder of fact!

A Thorough Investigation Permits the Decision Maker to Assess



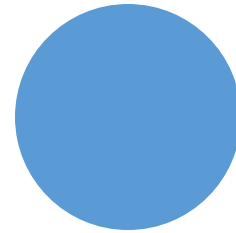
Relevance



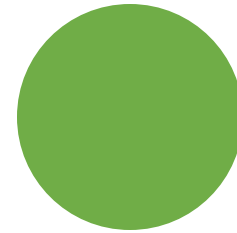
Credibility



Reliability



Authenticity



Weight

“Relevant” Evidence

The Department declines to define “relevant”, indicating that term “should be interpreted using [its] plain and ordinary meaning.”

See, e.g., Federal Rule of Evidence
401 Test for Relevant Evidence:

“Evidence is relevant if:

- (a) it has any tendency to make a fact more or less probable than it would be without the evidence; and
- (b) the fact is of consequence in determining the action.”

Evidence That is Not “Relevant”

“Questions and evidence about the complainant’s sexual predisposition or prior sexual behavior are not relevant,

- unless such questions and evidence about the complainant’s prior sexual behavior are offered to prove that someone other than the respondent committed the conduct alleged by the complainant, or
- if the questions and evidence concern specific incidents of the complainant’s prior sexual behavior with respect to the respondent and are offered to prove consent.”

“require, allow, rely upon, or otherwise use questions or evidence that constitute, or seek disclosure of, information protected under a legally recognized privilege, unless the person holding such privilege has waived the privilege.”

Physical and mental health records and attorney-client privileged communications would fit within scope of this prohibition

Assessing Relevance

Why Does it Matter?

Unsure about the relevance about a particular item of evidence? Ask the person who has proffered it.

Character Evidence

Polygraph evidence

Opinion Evidence



Opinion Evidence

When might it be relevant?

How do you establish a foundation for opinion evidence so that the reliability of the opinion can be assessed?

Opinion Evidence: Try it!

You are investigating an allegation that Casey had sex with Taylor when Taylor was incapacitated. You interview several witnesses, one of whom made the following statement:

“I got to the party pretty late, and Taylor was already lit.”

“Taylor was wasted. Like totally messed up. There is no way they could have given permission for sex”





Assessing Authenticity

Investigating the products of the Investigation

GRAND RIVER SOLUTIONS

Never assume that an item of evidence is authentic.


Ask questions, request proof.


Investigate the authenticity if necessary.


iFake **iFake Text Message**
Create a Fake Text Message Conversation

Text Message Conversation

Name

Message... 

Message... 

Message... 

[+ Add Text Message](#)

Battery

Connection

Settings

Spectrum
Get our best with no contracts ever.

Spectrum
BEST

Sprint LTE 11:43 AM 75% 

[← Messages](#) [Details](#)

GRAND RIVER SOLUTIONS



Is it authentic?



QUESTION THE
PERSON WHO
OFFERED THE
EVIDENCE



REQUEST
ORIGINALS



OBTAIN
ORIGINALS FROM
THE SOURCE



HAVE OTHERS
REVIEW AND
COMMENT ON
AUTHENTICITY



ARE THERE OTHER
RECORDS THAT
WOULD
CORROBORATE?

GRAND RIVER SOLUTIONS

Assessing Credibility and Reliability

No formula exists, but consider the following:

Opportunity to view

Ability to recall

Motive to fabricate

Plausibility

Consistency

Character, background, experience, and training

Coaching

Bias

Barriers to Evidence Collection

Non-Participating Parties

Uncooperative Witnesses

Uncooperative Advisors

Identity of party or witness unknown

Refusal to share materials

Materials lost or no longer accessible

Difficult topics




Barriers to Evidence Assessment

- Authenticity/Technology
- Colluding witnesses
- Colluding parties
- Totally different versions

GRAND RIVER SOLUTIONS

Questions?



Leave Us Feedback:



Email Us:

Chantelle@grandriversolutions.com

info@grandriversolutions.com



[@GrandRiverSols](https://twitter.com/GrandRiverSols)



[Grand River Solutions](#)

©Grand River Solutions, Inc., 2021. Copyrighted material. Express permission to post training materials for those who attended a training provided by Grand River Solutions is granted to comply with 34 C.F.R. § 106.45(b)(10)(i)(D). These training materials are intended for use by licensees only. Use of this material for any other reason without permission is prohibited.

